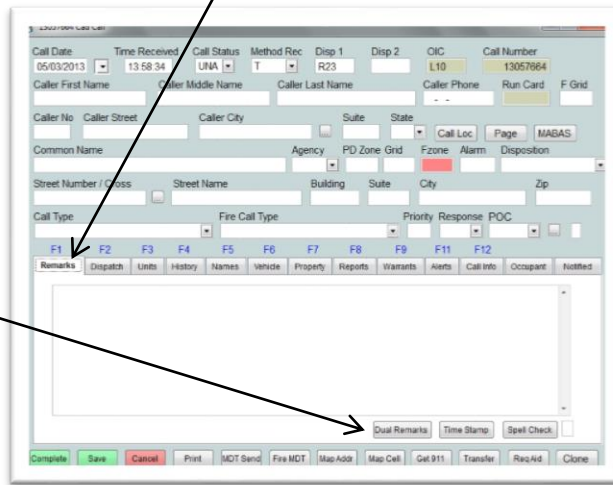


# CAD CALL SCREEN TABS

## REMARKS

Access by clicking the tab, pressing **F1**, or **ALT R**

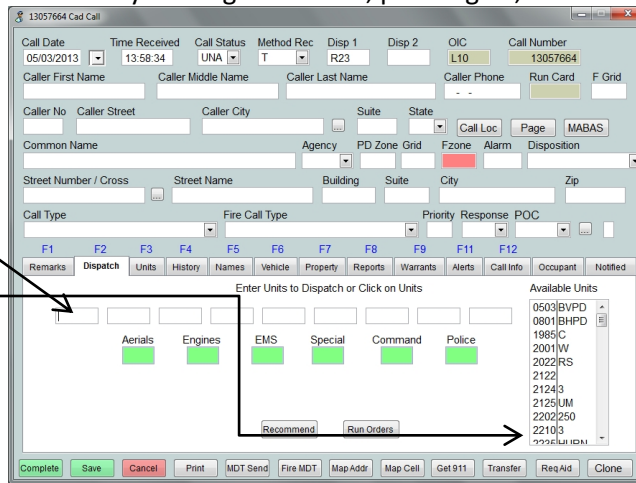


### DUAL REMARKS

- Allows multiple users to enter and save data into the remarks section of the same call.

## DISPATCH

Access by clicking on the tab, pressing **F2**, or **ALT D**

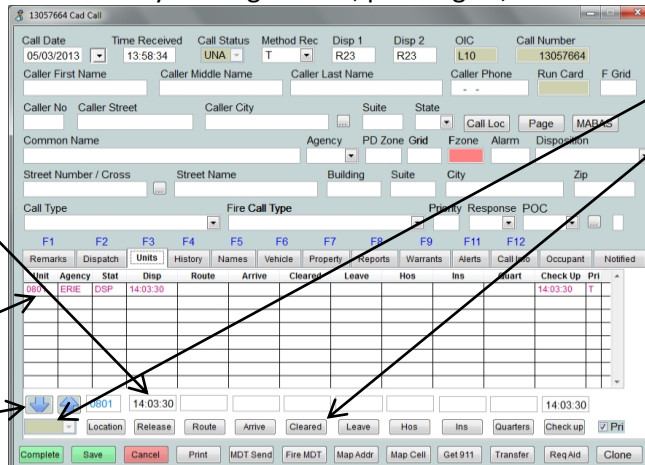


### ADD UNITS TO A CALL:

- Type unit number in the box
- OR
- Double click on an available unit

## UNITS

Access by clicking the tab, pressing **F3**, or **ALT U**



### Modify Unit Times

- Type modified time

### Update Unit status

- Type unit status in box
- OR
- Click on status button

### Select Unit to update

- Click on Unit in the grid
- OR
- Click Blue arrows to navigate between multiple units

- The unit in pink is the unit that will be updated

\* Denotes an optional feature

# CAD CALL SCREEN TABS

## HISTORY

Access by clicking on the tab, pressing **F4**, or **ALT H**

The screenshot shows the 'History' tab selected in the CAD interface. The top section contains call details: Call Date (05/03/2013), Time Received (13:58:34), Call Status (DSP), Method Rec (T), Disp 1 (R23), Disp 2 (R23), OIC (L10), and Call Number (13057664). Below this are fields for Caller Name, Address, Agency (ERIE), and PD Zone (SAND). A table below the form lists call history with columns for Date, Time, Suite, Building, Police Code, and Fire Code. The table contains two entries: 02/04/2013 16:36:52 (THEFT) and 01/08/2013 15:24:54 (TELECOM HARASSMENT). A 'Go To Call' button is visible on the right side of the table.

Displays the CAD history at the service location

Navigate between history by clicking the blue arrows

Narrow results to exact building, suite, or apt # by checking this box

Click to view the CAD call history

## NAMES

Access by clicking on the tab, pressing **F5**, or **ALT N**

The screenshot shows the 'Names' tab selected in the CAD interface. The top section contains call details: Call Date (05/06/2013), Time Received (14:55:51), Call Status (UNA), Method Rec (T), Disp 1 (T), Disp 2 (T), OIC (T), and Call Number (1220738). Below this are fields for Caller Name (AMY JOY), Address (127 WESTROP CLEVELAND OH), Agency (HUMAN RESOURCE DEPARTMENT), and PD Zone (BEACHWOOD). A 'Person' section contains fields for Title, First Name, Middle Name, Last Name, Suffix, DOB, Relation, and other personal information. An 'Add Caller' button is highlighted in the bottom right area of the form.

\*Run a LEADS transaction

\*Import/populate LEADS info into the call

Displays history on SSN & OLN entered under "Persons"

Click to perform a search by name, dob, or both

Navigate between names

Selecting **ARA** creates an arrest entry

Add the caller to the call.

**Add a name**

- Press ALT F5 OR
- Click "Add"

\* Denotes an optional feature

# CAD CALL SCREEN TABS

## VEHICLE

Access by clicking on the tab, pressing **F6**, or **ALT V**

- \*Run plate through LEADS
- \*Import LEADS vehicle info into the call

- View unpaid parking ticket
- View warrant entry associated with vehicle

View cad vehicle history

- Enter a tow
- Vehicle info cross populates to tow form.

- Add a vehicle**
- Click "Add" OR
  - Press ALT F6

Navigate between vehicle entries

## PROPERTY

Access by clicking on the tab, pressing **F7**, or **ALT P**

Add property to a call

Navigate between property entries

\* Denotes an optional feature

# CAD CALL SCREEN TABS

## REPORTS

Access by clicking on the tab or pressing **F8**

Call Date: 05/07/2013 | Time Received: 10:15:25 | Call Status: TRF | Method Rec: R | Disp 1: R23 | Disp 2: R23 | OIC: L10 | Call Number: 1230007

Caller First Name: | Caller Middle Name: | Caller Last Name: | Caller Phone: | Run Card: | F Grid: |

Caller No: | Caller Street: | Caller City: | Suite: | State: | Call Loc: | Page: | MABAS

Common Name: THE COUNTRY CLUB | Agency: | PD Zone: | Grid: | Fzone: | Alarm: | Disposition: |

Street Number / Cross: 2825 | Street Name: LANDER ROAD | Building: | Suite: | City: PEPPER PIKE | Zip: 44124

Call Type: VANDALISM | Fire Call Type: | Priority: | Response: | POC: 2997

Report Officer: 0116

Buttons: Complete, Save, Cancel, Print, MDT Send, Fire MDT, Map Addr, Map Cell, Get 911, Transfer, Req Aid, Clone

Click the box to assign a report number

Save and keep cad call screen open

Save and close cad call screen

Select a reporting officer

## WARRANT

Access by clicking on the tab, pressing **F9** or **ALT W**

Call Date: 05/07/2013 | Time Received: 10:15:25 | Call Status: MIS | Method Rec: R | Disp 1: R23 | Disp 2: R23 | OIC: L10 | Call Number: 1230007

Caller First Name: | Caller Middle Name: | Caller Last Name: | Caller Phone: | Run Card: | F Grid: |

Caller No: | Caller Street: | Caller City: | Suite: | State: | Call Loc: | Page: | MABAS

Common Name: THE COUNTRY CLUB | Agency: | PD Zone: | Grid: | Fzone: | Alarm: | Disposition: |

Street Number / Cross: 2825 | Street Name: LANDER ROAD | Building: | Suite: | City: PEPPER PIKE | Zip: 44124

Call Type: VANDALISM | Fire Call Type: | Priority: | Response: | POC: 2997

Person Search Fields: SSN, Driver's Lic #, State, Title, First Name, Middle Name, Last Name, DOB, Height, Weight, Hair, Eyes, Sex, Ncic\_no, Oca, Active

House #: 2825 | Street Name: LANDER ROAD | Municipality: | State: OH | Zip: | Courtcase: | Court: | Exact Adr:

Buttons: Complete, Save, Cancel, Print, MDT Send, Fire MDT, Map Addr, Map Cell, Get 911, Transfer, Req Aid, Clone

Displays warrants entered into the cad warrant file that contain the same address as the cad call.

Displays vehicle listed in warrant entry

Narrow results to exact building, suite, or apt #

Navigate between warrant entries

\* Denotes an optional feature

# CAD CALL SCREEN TABS

## ALERTS

Access by clicking on the tab, pressing **F11**, or **ALT A**

Call Date: 05/03/2013, Time Received: 13:58:34, Call Status: DSP, Method Rec: T, Disp 1: R23, Disp 2: R23, OIC: L10, Call Number: 13057664

Caller First Name: TOM, Caller Middle Name: , Caller Last Name: JONES, Caller Phone: - - - - -

Street Number / Cross: 1332 SHELBY ST, Street Name: SHELBY ST, Building: , Suite: , City: SANDUSKY, Zip: 44870

Call Type: ANIMAL COMPLAINT, Fire Call Type: , Priority Response POC: 1, 0101

Person: Street# 1332, Street Name SHELBY ST, Apt, Building, City SANDUSKY, Zip 44870, Zone SAND, Phone 877-342-1067, Reason For Alert HOUSE VACANT, Entry 01/11/2013, Start Date 05/01/2013, End Date 05/31/2013, Active

Notes: This is a HUD owned property. A2Z Field Services is under contract to manage property. In case of emergency contact: 1-877-342-1067, option 4

Callers: 4265

Displays special attentions at cad call address

Create a new special attention at the cad call location

Displays person listed in special attention

Narrow results to exact building, suite, or apt #

Navigate between special attentions

## CALL INFO

Access by clicking on the tab, pressing **F12**, or **ALT C**

Call Date: 05/07/2013, Time Received: 13:25:03, Call Status: UNA, Method Rec: T, Disp 1: D, Disp 2: , OIC: D, Call Number: 1330012

Caller First Name: , Caller Middle Name: , Caller Last Name: , Caller Phone: - - - - -

Street Number / Cross: 27100 CEDAR RD, Street Name: CEDAR RD, Building: , Suite: , City: BEACHWOOD, Zip: 44122

Call Type: BOMB THREAT, Fire Call Type: , Priority Response POC: 1, 5215

Directions To Call: , Cellzone: , Unitspeed: , Unitdir: , Dispon: , Confidence: , Latitude: , Longitude: , Mabas Box: , Automatic Aid Request:

Displays info entered in System Setup/ Streets

\*Populated by E911 interface after pressing "Get 911"

\* Denotes an optional feature



# CAD CALL SCREEN TABS

## OCCUPANT

Access by clicking on the tab or pressing ALT and the letter O

Displays occupancy info from the business matching the address of the cad call

Display a list of contact name and phone numbers

Narrow results to exact building, suite, or apt #

Navigate between businesses at the cad call location

## Notified

Accessed by clicking on the tab

date	time	notified
05/03/2013	14:29:33	MARK ADAMS

After clicking "New" Enter name here

First: Click to enter a name

Navigate between notified persons

Delete a name

\* Denotes an optional feature